



TALENT MATCH

LONDON


PROGRAMME DATA

December 2017

Since January 2014, Talent Match London has


2369

young people aged 18-24 who have been out of employment, education & training for 12 months or more



962

of whom were previously not receiving support from statutory support services



60%
male



40%
female

72%

identify as Black, Asian, or minority ethnic



12%
have a child



17%
have a disability



18%

have experienced homelessness



35%

have achieved less than five GCSEs at grade A*-C



7%

are ex-offenders



18%

have experienced mental ill health



...and so far, here's what the young people we're supporting have achieved...



681

have started employment with a further **106** having sustained employment for six months or more



59

have turned their idea into a reality by starting a business, a further **11** have been running their business for at least 12 months









265

have re-engaged with education and enrolled onto a further or higher education course









and the rest we're still supporting, for as long as it takes.



From January 2014 to...	SEPT 2017	OCT 2017	NOV 2017	DEC 2017	TARGET
 <p>Total Engaged Male participants Female participants</p>	<p>2201 1300 891</p>	<p>2268 1347 920</p>	<p>2321 1384 937</p>	<p>2369 1411 956</p>	<p>2500</p>
 <p>Boroughs Barking & Dagenham Croydon Enfield Hackney Haringey Tower Hamlets Waltham Forest Newham Others</p>	<p>262 18 222 612 297 250 163 284 83</p>	<p>268 18 223 642 302 253 169 290 92</p>	<p>274 20 225 655 303 263 170 300 99</p>	<p>275 21 230 674 306 270 174 304 101</p>	<p>—————</p>
 <p>Ethnicity Black Asian White Mixed Other Prefer not to say</p>	<p>843 392 566 247 92 61</p>	<p>878 399 576 257 94 64</p>	<p>902 411 588 261 94 64</p>	<p>924 418 595 266 96 66</p>	<p>—————</p>
 <p>Barrier Alcohol dependency Below 5 GCSEs Disability Drug dependency Children Ex-offender Homelessness Mental ill health</p>	<p>8 727 322 32 168 136 381 380</p>	<p>8 743 338 34 263 140 381 380</p>	<p>8 752 340 36 273 141 281 380</p>	<p>8 771 348 37 277 145 386 385</p>	<p>—————</p>
 <p>Positive Pathway Full time employment Part time employment Apprenticeship Self employment Education</p>	<p>1025 511 106 105 57 246</p>	<p>1069 545 101 109 59 255</p>	<p>1096 557 105 114 59 260</p>	<p>1126 567 114 121 59 265</p>	<p>1250</p>
 <p>Sustained Outcome Full time employment Part time employment Self employment</p>	<p>225 179 31 15</p>	<p>269 224 32 15</p>	<p>274 229 32 15</p>	<p>285 238 32 15</p>	<p>625</p>



From January 2014 to...	SEPT 2017	OCT 2017	NOV 2017	DEC 2017
 Total Hidden Male hidden Female hidden	878 592 281	904 616 287	928 635 292	962 655 306
 Boroughs Barking & Dagenham Croydon Enfield Hackney Haringey Tower Hamlets Waltham Forest Newham Others	57 6 92 303 136 109 45 100 26	60 6 92 317 137 110 48 102 31	63 6 92 322 136 114 49 108 33	64 7 94 339 139 119 53 110 35
 Ethnicity Black Asian White Mixed Other Prefer not to say	384 147 160 109 45 33	397 151 163 110 46 37	409 156 170 110 46 37	427 161 175 115 47 37
 Barrier Alcohol dependency Below 5 GCSEs Disability Drug dependency Ex-offender Homelessness Mental ill health	0 271 75 9 60 132 131	0 283 86 10 60 137 137	0 290 94 13 69 140 142	0 297 94 13 71 141 146
 Positive Pathway Full time employment Part time employment Apprenticeship Self employment Education	486 238 47 52 37 109	505 246 50 54 39 116	520 254 53 57 39 117	535 259 58 59 39 120
 Sustained Outcome Full time employment Part time employment Self employment	106 93 13 11	111 99 12 11	114 102 12 11	117 105 12 11